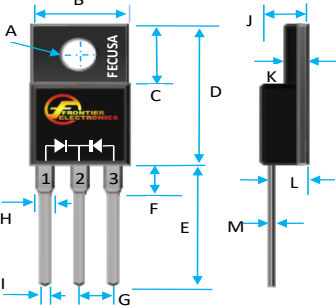


30A DUAL SCHOTTKY BARRIER RECTIFIERS



Dim.	Value in [mm]	
	Min.	Max.
A	0.18[3.00]	0.134[3.40]
B	0.382[9.70]	0.404[10.26]
C	0.248[6.30]	0.272[6.91]
D	0.570[14.48]	0.610[15.49]
E	0.51[12.98]	0.543[13.79]
F	---	0.16[4.09]
G	0.095[2.41]	0.105[2.67]
H	---	0.060[1.52]
I	---	0.035[0.89]
J	---	0.189[4.80]
K	---	0.122[3.10]
L	0.098[2.49]	0.114[2.90]
M	---	0.03[0.79]

PRODUCT FEATURES

1. FLAMMABILITY CLASSIFICATION: 94V-0
2. EXTREMELY LOW VF
3. LOW POWER LOSS/HIGH EFFICIENCY
4. LOW STORED CHARGE
5. MAJORITY CARRIER CONDUCTION
6. CASE: ITO-220AB, FULLY INSULATED PACKAGE
7. DIMENSIONS IN INCHES AND (MILLIMETERS)
8. POLARITY: AS MARKED
9. WEIGHT 2.05 GRAMS
10. MIL-STD-202, METHOD 208
11. ROHS

MAXIMUM RATINGS AND ELECTRICAL CHARACTERISTICS RATINGS AT 25°C AMBIENT TEMPERATURE UNLESS OTHERWISE SPECIFIED STORAGE AND OPERATING TEMPERATURE RANGE -55°C TO + 150°C. SINGLE PHASE, HALF WAVE, 60 HZ, RESISTIVE OR INDUCTIVE LOAD. FOR CAPACITIVE LOAD, DERATE CURRENT BY 20%

RATINGS		SYMBOL	VALUE	UNITS
MAXIMUM AVERAGE FORWARD RECTIFIED CURRENT (SEE FIG.1) PER LEG		IO	15	A
PK FWD SURGE CURRENT, 8.3ms SINGLE HALF SINE-WAVE SUPERIMPOSED ON RATED LOAD PER LEG		IFSM	200	A
TYPICAL THERMAL RESISTANCE JUNCTION TO CASE PER LEG		Rqja	4	°C/W
MAXIMUM REVERSE CURRENT AT 100 °C (NOTE 1) PER LEG		IR	50000	uA

1. PULSE TEST: 300µS PULSE WIDTH, 1% DUTY CYCLE
2. MAXIMUM AVERAGE FORWARD RECTIFIED CURRENT IO IS MEASURED PER LEG
3. MAXIMUM FORWARD VOLTAGE AT 15.0A PER LEG

PART NUMBER	MAXIMUM RECURRENT PEAK REVERSE VOLTAGE VRRM (V)	MAXIMUM RMS VOLTAGE VRMS (V)	MAXIMUM DC BLOCKING VOLTAGE VDC (V)	MAXIMUM FORWARD VOLTAGE VF (V)
SRF30-03CT	30	21	30	0.6
SRF30-035CT	35	24	35	0.6
SRF30-04CT	40	28	40	0.6
SRF30-045CT	45	31	45	0.6
SRF30-05CT	50	35	50	0.7
SRF30-06CT	60	42	60	0.7
SRF30-08CT	80	56	80	0.85
SRF30-09CT	90	63	90	0.85
SRF30-10CT	100	70	100	0.85



RATING AND CHARACTERISTIC CURVES

FIG. 1 - FORWARD DERATING CURVE

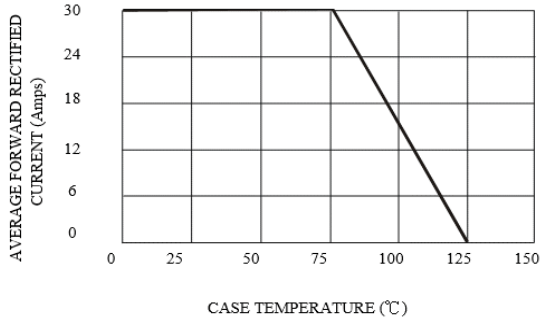


FIG. 2 - PEAK FORWARD SURGE CURRENT

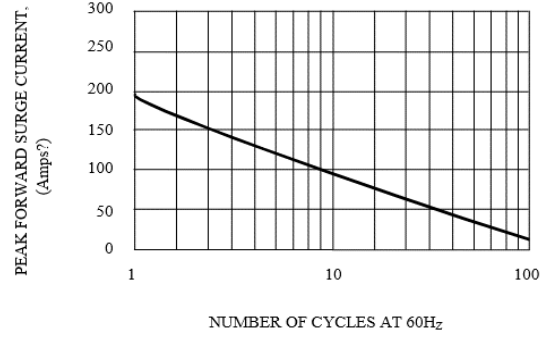


FIG. 3 - TYPICAL REVERSE CHARACTERISTICS

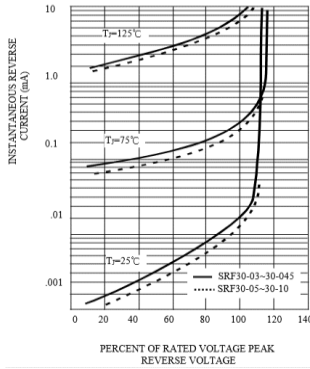


FIG. 4 - TYPICAL FORWARD CHARACTERISTIC

