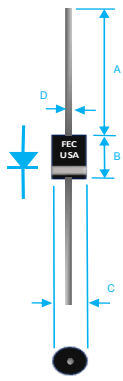


15A LOW VF TRENCH MOS SCHOTTKY RECTIFIERS



Dim.	Value in [mm]	
	Min.	Max.
A	1.000[25.40]	---
B	0.335[8.51]	0.375[9.52]
C	0.197[5.00]	0.220[5.59]
D	0.048[1.22]	0.052[1.32]

PRODUCT FEATURES

1. FLAMMABILITY CLASSIFICATION: 94V-0
2. EXTREMELY LOW VF
3. LOW POWER LOSS/HIGH EFFICIENCY
4. HIGH SURGE CAPABILITY
5. CASE: MOLDED PLASTIC, DO201AD
6. DIMENSIONS IN INCHES AND (MILLIMETERS)
7. POLARITY: INDICATED BY CATHODE BAND
8. WEIGHT: 1.2 GRAMS
9. MIL-STD-202, METHOD 208
10. ROHS & HALOGEN FREE

MAXIMUM RATINGS AND ELECTRICAL CHARACTERISTICS RATINGS AT 25°C AMBIENT TEMPERATURE UNLESS OTHERWISE SPECIFIED STORAGE AND OPERATING TEMPERATURE RANGE -55°C TO + 150°C. SINGLE PHASE, HALF WAVE, 60 HZ, RESISTIVE OR INDUCTIVE LOAD. FOR CAPACITIVE LOAD, DERATE CURRENT BY 20%

RATINGS	SYMBOL	VALUE	UNITS
MAXIMUM AVERAGE FORWARD RECTIFIED CURRENT (SEE FIG.1)	IO	15	A
PK FWD SURGE CURRENT, 8.3ms SINGLE HALF SINE-WAVE SUPERIMPOSED ON RATED LOAD PER LEG	IFSM	250	A
TYPICAL THERMAL RESISTANCE JUNCTION TO CASE (NOTE 2)	Rajc	25	°C/W
MAXIMUM FORWARD VOLTAGE	VF	0.90/0.72	V
REVERSE CURRENT AT AT Tj =25°C (NOTE 1)	IR	10	uA
REVERSE CURRENT AT Tj =125°C (NOTE 1)	IR	10000	uA

1. PULSE TEST : 300µs PULSE WIDTH , 1% DUTY CYCLE
2. BOTH LEADS ATTACHED TO HEATSINK AT LEAD LENGTH 5mm
3. MAXIMUM FORWARD VOLTAGE AT 15A, 25°C / 15A , 125°C

PART NUMBER	MAXIMUM RECURRENT PEAK REVERSE VOLTAGE VRRM (V)	MAXIMUM RMS VOLTAGE VRMS (V)	MAXIMUM DC BLOCKING VOLTAGE VDC (V)
SR15L15	150	105	150

RATING AND CHARACTERISTIC CURVES

FIG. 1-FORWARD CURRENT DERATING CURVE

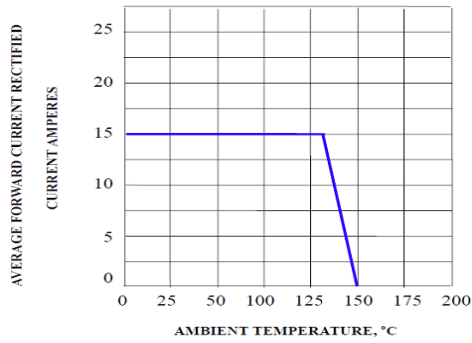


FIG. 2-MAXIMUM NON-REPETITIVE PEAK FORWARD SURGE RATING

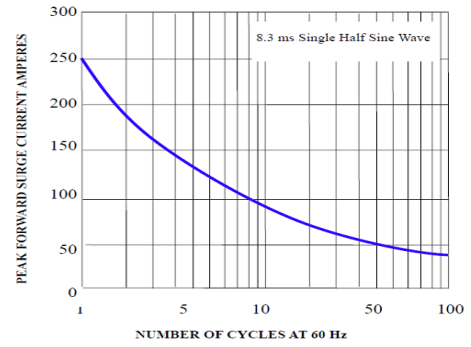


FIG. 3-TYPICAL REVERSE CHARACTERISTICS

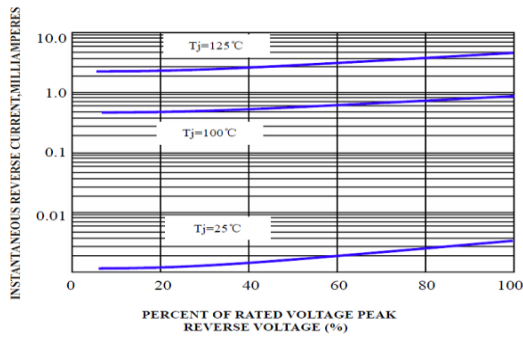


FIG. 4-TYPICAL INSTANTANEOUS FORWARD CHARACTERISTICS

