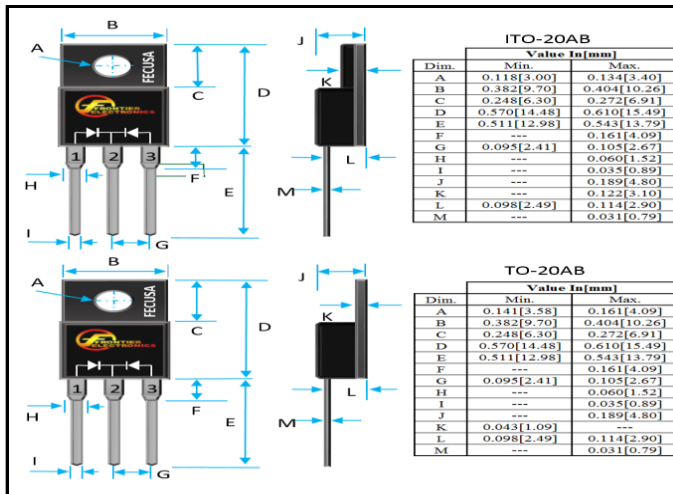


10A LOW VF TRENCH MOS SCHOTTKY RECTIFIERS



PRODUCT FEATURES

1. FLAMMABILITY CLASSIFICATION: 94V-0
2. EXTREMELY LOW VF
3. LOW POWER LOSS/HIGH EFFICIENCY
4. HIGH SURGE CAPABILITY
5. CASE:TO-220AB (CLIP)
6. DIMENSIONS IN INCHES AND (MILLIMETERS)
7. POLARITY : AS MARKED
8. WEIGHT: 2.15 GRAMS
9. MIL-STD-202, METHOD 208
10. ROHS & HALOGEN FREE

MAXIMUM RATINGS AND ELECTRICAL CHARACTERISTICS RATINGS AT 25°C AMBIENT TEMPERATURE UNLESS OTHERWISE SPECIFIED STORAGE AND OPERATING TEMPERATURE RANGE -55°C TO + 150°C. SINGLE PHASE, HALF WAVE, 60 HZ, RESISTIVE OR INDUCTIVE LOAD. FOR CAPACITIVE LOAD, DERATE CURRENT BY 20%

RATINGS	SYMBOL	VALUE	UNITS
MAXIMUM AVERAGE FORWARD RECTIFIED CURRENT PER LEG (SEE FIG.1)	IO	5	A
PK FWD SURGE CURRENT, 8.3ms SINGLE HALF SINE-WAVE SUPERIMPOSED ON RATED LOAD PER LEG	IFSM	125	A
TYPICAL THERMAL RESISTANCE JUNCTION TO CASE (NOTE 2)	Rajc	2.2/4.0	°C/W
MAXIMUM FORWARD VOLTAGE (NOTE 3)	VF	0.95/0.75	V
REVERSE CURRENT AT AT Tj =25°C (NOTE 1)	IR	50	uA
REVERSE CURRENT AT Tj =125°C (NOTE 1)	IR	20000	uA

1. PULSE TEST : 300µs PULSE WIDTH , 1% DUTY CYCLE
2. BOTH LEADS ATTACHED TO HEATSINK AT LEAD LENGTH 5mm TO-220AB/ITO-220AB
3. MAXIMUM FORWARD VOLTAGE AT 5A, 25°C / 5A , 125°C

PART NUMBER	MAXIMUM RECURRENT PEAK REVERSE VOLTAGE VRRM (V)	MAXIMUM RMS VOLTAGE VRMS (V)	MAXIMUM DC BLOCKING VOLTAGE VDC (V)
MBR10L150CT/FCT	150	105	150



RATING AND CHARACTERISTIC CURVES

FIG. 1-FORWARD CURRENT DERATING CURVE

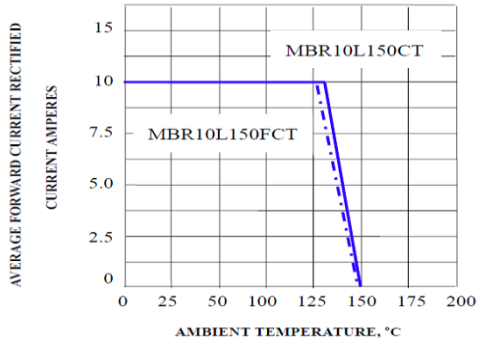


FIG. 2-MAXIMUM NON-REPETITIVE PEAK FORWARD SURGE RATING

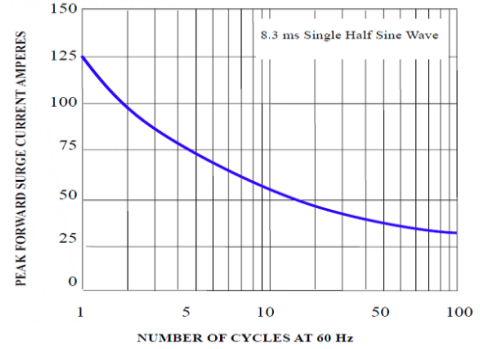


FIG. 3- TYPICAL REVERSE CHARACTERISTICS

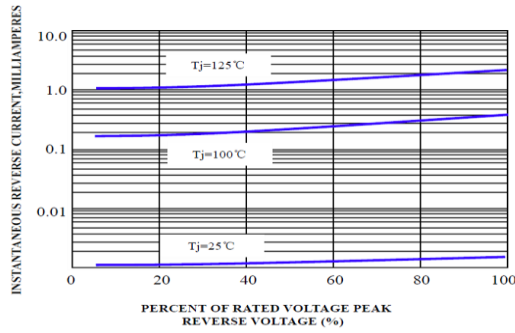


FIG. 4- TYPICAL INSTANTANEOUS FORWARD CHARACTERISTICS

