


## PRODUCT FEATURES

1. Surface mount ceramic antenna with a small size of 5.2 X 2.0 X 1.15 mm.
2. Highly stable under temperature and humidity changes.
3. Superior performance in a compact size, RoHS compliant.

## RF CHARACTERISTICS

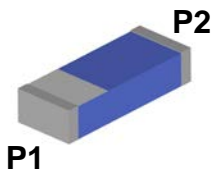
PN AT2450A2008AT	Specification
Working Frequency Range	2.4-2.5GHz
Gain	2.0 dBi(Typical)
Return Loss	-10 dB min
Polarization	Linear
Radiation Pattern	Omni-directional
Impedance	50Ω
Rated Power	3W (5W for 5 min.)
Operating Temperature	-40°C to +85°C

## PHYSICAL DIMENSIONS



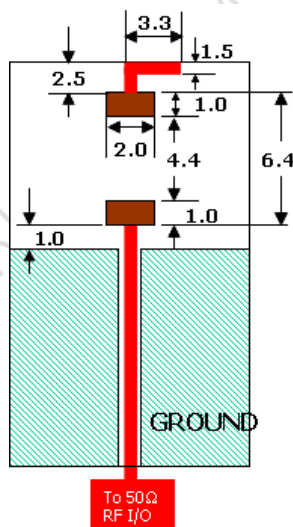
Symbol	Dimension (mm)
L	5.20 ± 0.20
W	2.0 ± 0.20
T	1.15 ± 0.10
A	0.40 ± 0.25

## TERMINAL CONFIGURATION

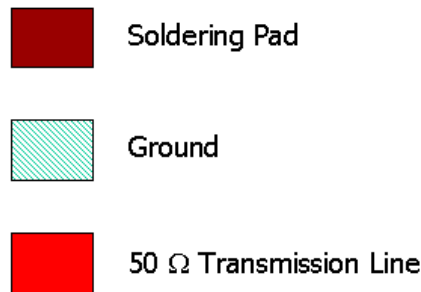


PIN	Connection
P1	Feeding
P2	Soldering terminal

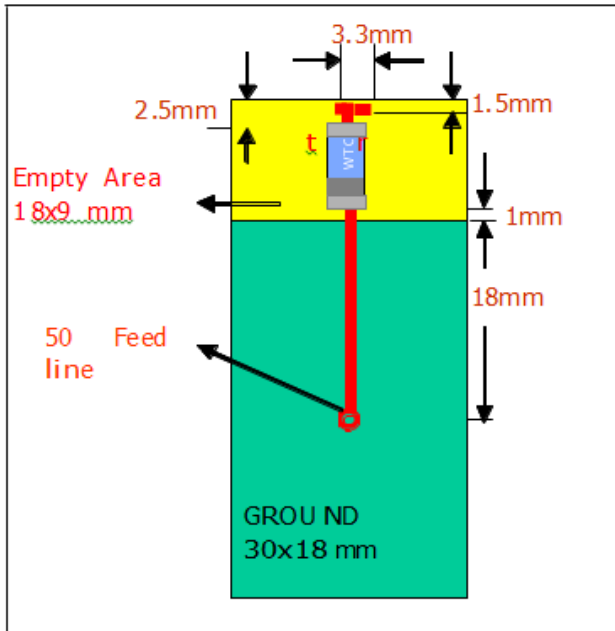
## PCB DESIGN/LAYOUT CONSIDERATION



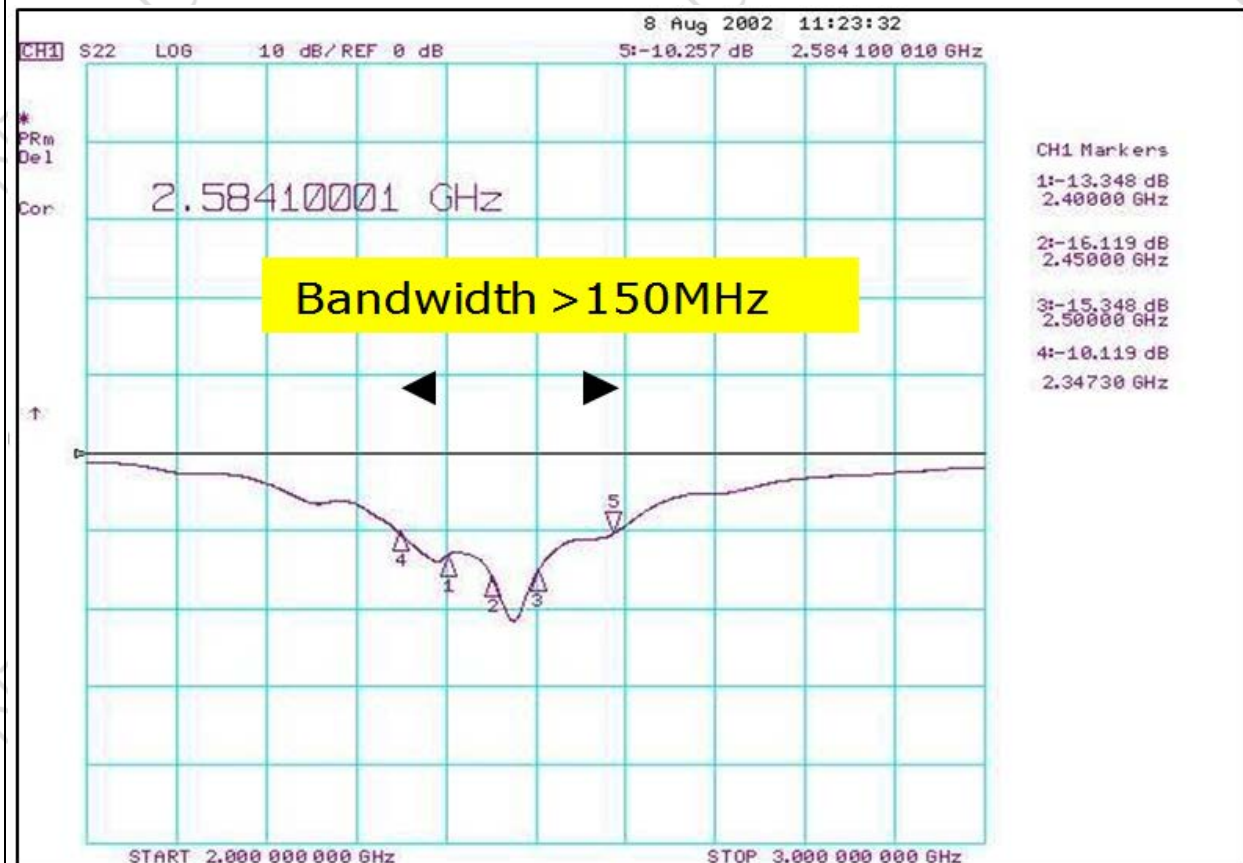
Unit : mm



## TEST BOARD DESIGN



Antenna S11 on Test Board



## RADIATION PATTERNS

The test board orientation is defined as:

