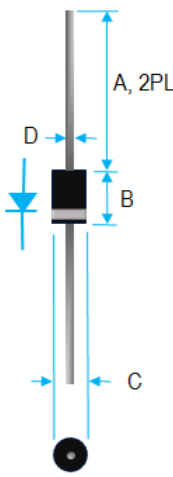


## 10A SCHOTTKY BARRIER RECTIFIERS

	<b>Value Inch[mm]</b>	
	Dim.	Min.
A	1.000[25.40]	---
B	0.335[8.51]	0.375[9.52]
C	0.197[5.00]	0.220[5.59]
D	0.048[1.22]	0.052[1.32]

### PRODUCT FEATURES

1. FLAMMABILITY CLASSIFICATION 94V-0
2. EXTREMELY LOW  $V_F$
3. LOW STORED CHARGE
4. MAJORITY CARRIER CONDUCTION
5. LOW POWER LOSS/HIGH EFFICIENCY
6. CASE: TRANSFER MOLDED, DO-201AD
7. DIMENSIONS IN INCHES AND (MILLIMETERS)
8. LEADS: SOLDERABILITY PER MIL-STD-202 METHOD 208
9. WEIGHT: 1.2 GRAMS
10. RoHS COMPLIANT AND HALOGEN FREE

## ELECTRICAL CHARACTERISTICS

### MAXIMUM RATINGS ( $T_A = 25^\circ\text{C}$ UNLESS OTHERWISE NOTED) AND ELECTRICAL CHARACTERISTICS

RATING	SYMBOL		UNITS
MAXIMUM AVERAGE FORWARD RECTIFIED CURRENT, SEE FIG.1	$I_o$	10	A
PEAK FORWARD SURGE CURRENT, 8.3ms SINGLE HALF SINE-WAVE SUPERIMPOSED ON RATED LOAD	$I_{FSM}$	180	A
TYPICAL JUNCTION CAPACITANCE (NOTE 1)	$C_J$	200	pF
TYPICAL THERMAL RESISTANCE (NOTE 2)	$R_{\theta JA}$	25	$^\circ\text{C}/\text{W}$
STORAGE TEMPERATURE RANGE	$T_{STG}$	- 55 TO +175	$^\circ\text{C}$
OPERATING TEMPERATURE RANGE	$T_{OP}$	- 55 TO +150	$^\circ\text{C}$
MAXIMUM REVERSE CURRENT AT $25^\circ\text{C}$	$I_R$	0.5	mA
MAXIMUM REVERSE CURRENT AT $100^\circ\text{C}$	$I_R$	50	mA

PART NUMBER	MAX RECURRENT PK REVERSE VOLTAGE/DC BLOCKING $V_{RRM}/V_R$ (V)	MAX $V_{RMS}$ (V)	MAXIMUM FORWARD VOLTAGE @ $I_o$ DC, $V_F$ (V)
SR1040	40	28	0.55
SR1060	60	42	0.70
SR10100	100	70	0.85
SR10150	150	105	0.90
SR10200	200	140	0.92

- NOTE :
1. MEASURED AT 1MHz WITH APPLIED REVERSE VOLTAGE OF 4V.
  2. BOTH LEADS ATTACHED TO HEAT SINK 20x20x1T (mm) COPPER PLATE AT LEAD LENGTH 5mm.
  3. CURRENT RATING IS BASED ON SINGLE PHASE, 1/2 WAVE, 60HZ, RESISTIVE, OR INDUCTIVE LOAD. FOR CAPACITIVE LOAD, DERATE CURRENT BY 20%.

## RATINGS AND CHARACTERISTIC CURVES

FIG. 1 - FORWARD DERATING CURVE

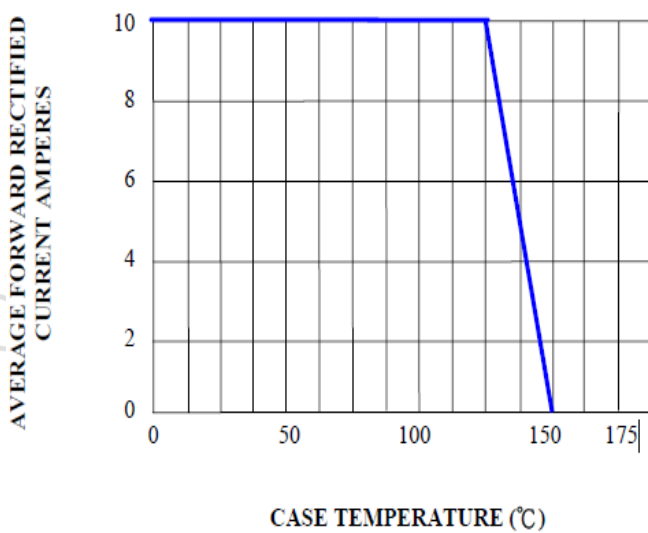


FIG. 2 - PEAK FORWARD SURGE CURRENT

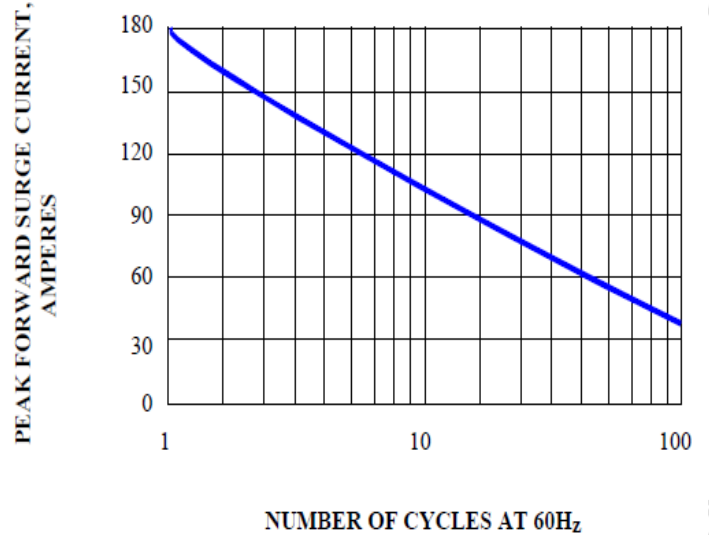


FIG. 3 - TYPICAL REVERSE CHARACTERISTICS

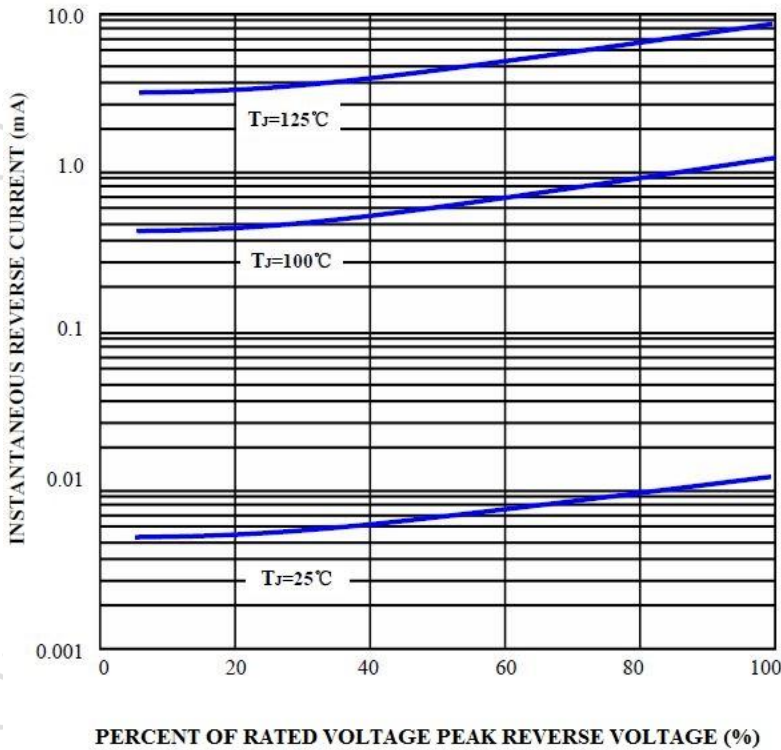


FIG. 4 - TYPICAL FORWARD CHARACTERISTIC PER LEG

