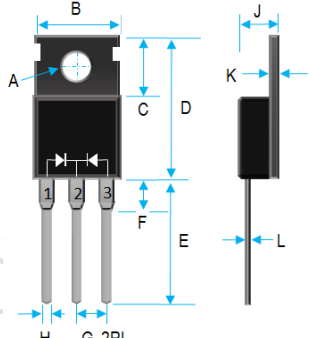


## 40A SCHOTTKY BARRIER RECTIFIERS



Dim.	Value Inch[mm]	
	Min.	Max.
A	0.139 [3.55]	---
B	0.387 [9.85]	0.419 [10.66]
C	0.226 [5.75]	0.269 [6.85]
D	0.548 [13.93]	0.624 [15.87]
E	0.50 [12.70]	---
F	---	0.177 [4.50]
G	0.095[2.41]	0.105[2.67]
H	0.019 [0.50]	0.038 [0.96]
J	0.163 [4.16]	0.196 [5.00]
K	0.045 [1.15]	0.054 [1.39]
L	---	0.025 [0.65]

### PRODUCT FEATURES

1. FLAMMABILITY CLASSIFICATION 94V-0
2. EXTREMELY LOW  $V_f$
3. LOW STORED CHARGE
4. MAJORITY CARRIER CONDUCTION
5. LOW POWER LOSS/HIGH EFFICIENCY
6. CASE: TRANSFER MOLDED, TO-220AB
7. DIMENSIONS IN INCHES AND (MILLIMETERS)
8. LEADS: SOLDERABILITY PER MIL-STD-202 METHOD 208
9. WEIGHT: 2.15 GRAMS
10. RoHS COMPLIANT AND HALOGEN FREE

## ELECTRICAL CHARACTERISTICS

### MAXIMUM RATINGS ( $T_A = 25^\circ\text{C}$ UNLESS OTHERWISE NOTED) AND ELECTRICAL CHARACTERISTICS

RATING	SYMBOL	UNITS
MAXIMUM AVERAGE FORWARD RECTIFIED CURRENT, SEE FIG.1	$I_o$	40 PER DEVICE (20 PER LEG) A
PEAK FORWARD SURGE CURRENT, 8.3ms SINGLE HALF SINE-WAVE SUPERIMPOSED ON RATED LOAD	$I_{FSM}$	240 A
TYPICAL THERMAL RESISTANCE (NOTE 2)	$R_{\theta j c}$	2.2 $^\circ\text{C/W}$
STORAGE TEMPERATURE RANGE	$T_{STG}$	- 65 TO +175 $^\circ\text{C}$
OPERATING TEMPERATURE RANGE	$T_{OP}$	- 55 TO +125 $^\circ\text{C}$
MAXIMUM REVERSE CURRENT AT 25 $^\circ\text{C}$ PER LEG (NOTE 1)	$I_R$	0.5 mA
MAXIMUM REVERSE CURRENT AT 125 $^\circ\text{C}$ PER LEG (NOTE 1)	$I_R$	20 mA

PART NUMBER	MAX RECURRENT PK REVERSE VOLTAGE/DC BLOCKING $V_{RRM}/V_R$ (V)	MAX $V_{RMS}$ (V)	MAXIMUM FORWARD VOLTAGE @ $I_o$ DC, $V_f$ (V)
SB4040CT	40	28	0.55
SB4045CT	45	31.5	0.55
SB4060CT	60	42	0.65
SB4065CT	65	45.5	0.65

NOTE : 1. PULSE TEST: 300 $\mu\text{s}$  PULSE WIDTH, 1% DUTY CYCLE.

2. CURRENT RATING IS BASED ON SINGLE PHASE, 1/2 WAVE, 60HZ, RESISTIVE, OR INDUCTIVE LOAD. FOR CAPACITIVE LOAD, DERATE CURRENT BY 20%.

## RATINGS AND CHARACTERISTIC CURVES

FIG. 1 - FORWARD DERATING CURVE

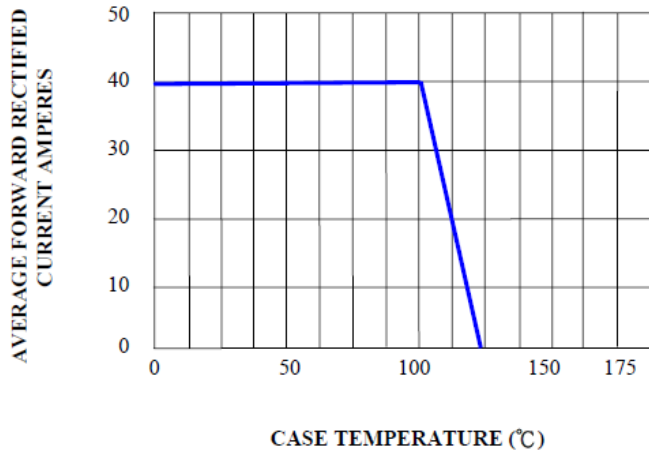


FIG. 2 - PEAK FORWARD SURGE CURRENT

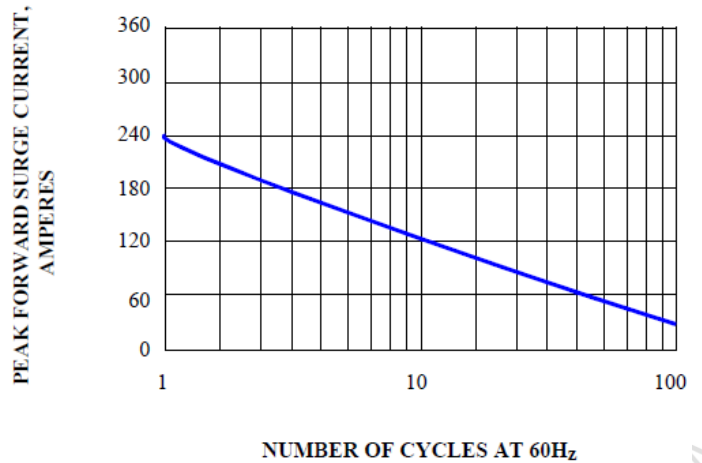


FIG. 3 - TYPICAL REVERSE CHARACTERISTICS

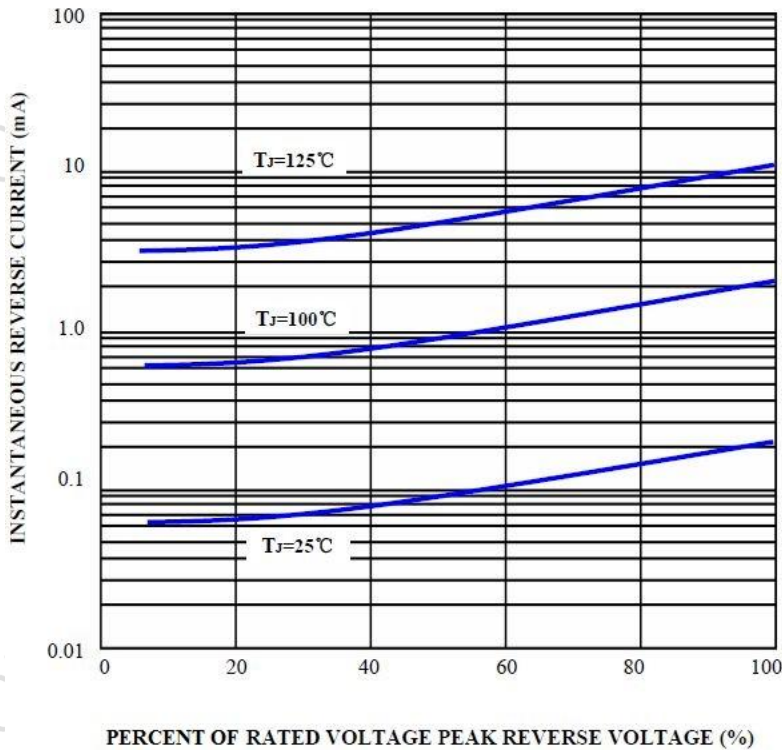


FIG. 4 - TYPICAL FORWARD CHARACTERISTIC PER LEG

