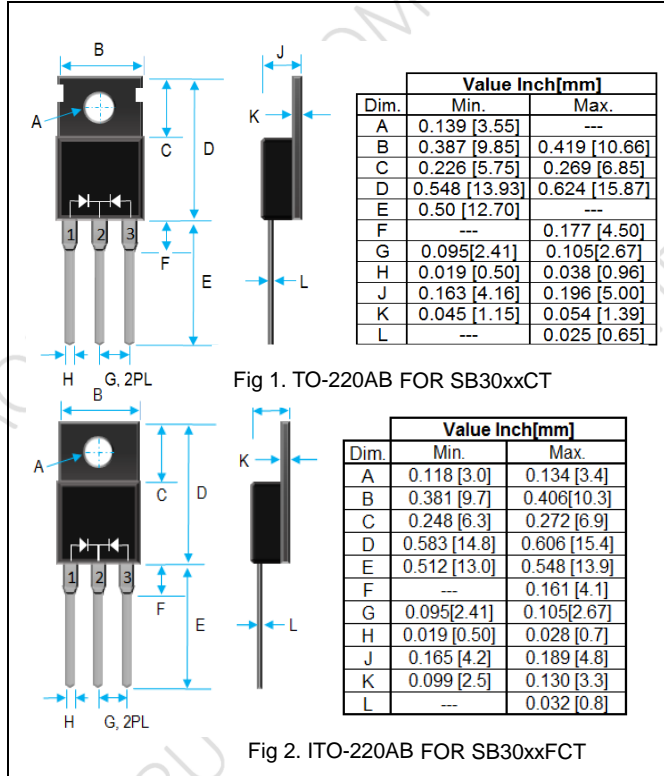


30A SCHOTTKY BARRIER RECTIFIERS



PRODUCT FEATURES

1. FLAMMABILITY CLASSIFICATION 94V-0
2. EXTREMELY LOW V_F
3. LOW STORED CHARGE
4. MAJORITY CARRIER CONDUCTION
5. LOW POWER LOSS/HIGH EFFICIENCY
6. CASE: TRANSFER MOLDED
TO-220AB FOR SB30xxCT
ITO-220AB FOR SB30xxFCT
7. DIMENSIONS IN INCHES AND (MILLIMETERS)
8. LEADS: SOLDERABILITY PER MIL-STD-202 METHOD 208
9. WEIGHT: 2.15 GRAMS (TO-220AB)
1.55GRAMS (ITO-220AB)
10. RoHS COMPLIANT AND HALOGEN FREE

ELECTRICAL CHARACTERISTICS

MAXIMUM RATINGS ($T_A = 25^\circ\text{C}$ UNLESS OTHERWISE NOTED) AND ELECTRICAL CHARACTERISTICS

RATING	SYMBOL	UNITS
MAXIMUM AVERAGE FORWARD RECTIFIED CURRENT, SEE FIG.1	I_o	30 PER DEVICE (15 PER LEG) A
PEAK FORWARD SURGE CURRENT, 8.3ms SINGLE HALF SINE-WAVE SUPERIMPOSED ON RATED LOAD	I_{FSM}	230 A
TYPICAL THERMAL RESISTANCE	$R_{\theta JC}$	2.2 (4.0 FOR $\geq 60\text{V}$ DEVICE) $^\circ\text{C/W}$
STORAGE TEMPERATURE RANGE	T_{STG}	- 65 TO +175 $^\circ\text{C}$
OPERATING TEMPERATURE RANGE	T_J	- 55 TO +125 $^\circ\text{C}$
MAXIMUM REVERSE CURRENT AT 25°C PER LEG (NOTE 1)	I_R	0.5 mA
MAXIMUM REVERSE CURRENT AT 125°C PER LEG (NOTE 1)	I_R	20 mA
ISOLATION VOLTAGE FROM TERMINAL TO HEATSINK $T=1\text{MIN}$		1500 (FOR SB30xxFCT ONLY) VAC

PART NUMBER	MAX RECURRENT PK REVERSE VOLTAGE/DC BLOCKING V_{RRM}/V_R (V)	MAX V_{RMS} (V)	MAXIMUM FORWARD VOLTAGE V_F @ $I_F=15\text{A}$	
			@ 25°C	@ 125°C
SB3040(F)CT	40	28	0.55V	0.50V
SB3045(F)CT	45	31.5	0.55V	0.50V
SB3060(F)CT	60	42	0.65V	0.60V
SB3065(F)CT	65	45.5	0.65V	0.60V

NOTE : 1. PULSE TEST: 300 μs PULSE WIDTH, 1% DUTY CYCLE.

2. CURRENT RATING IS BASED ON SINGLE PHASE, 1/2 WAVE, 60HZ, RESISTIVE OR INDUCTIVE LOAD. FOR CAPACITIVE LOAD, DERATE CURRENT BY 20%.



RATINGS AND CHARACTERISTIC CURVES

FIG. 1 - FORWARD DERATING CURVE

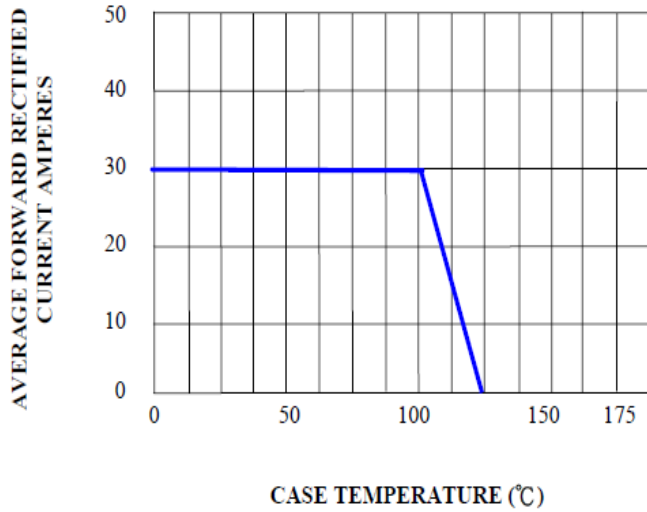


FIG. 2 - PEAK FORWARD SURGE CURRENT

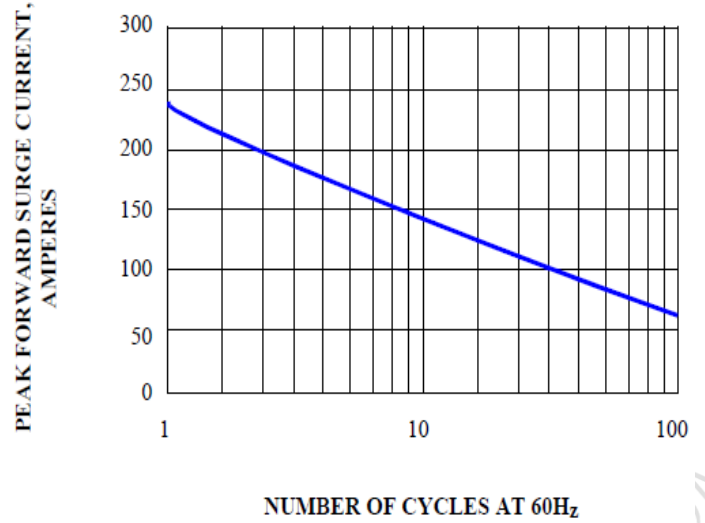


FIG. 3 - TYPICAL REVERSE CHARACTERISTICS

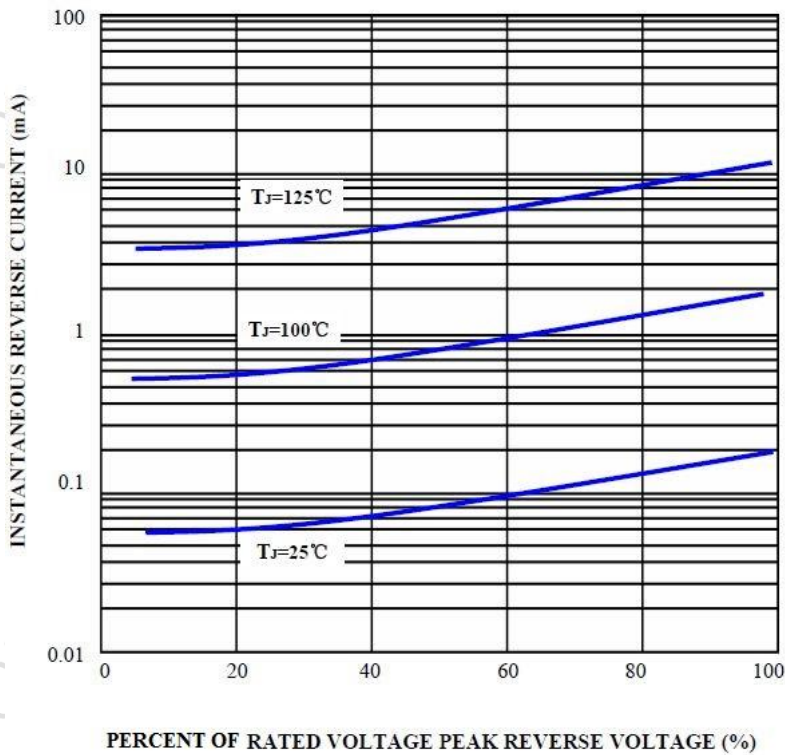


FIG. 4 - TYPICAL FORWARD CHARACTERISTIC PER LEG

