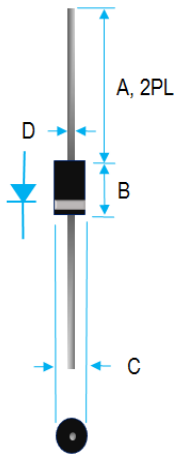


## 2A SCHOTTKY BARRIER RECTIFIERS

	<b>Value Inch[mm]</b>	
	Dim.	Min.      Max.
A	1.000[25.40]	---
B	0.230[5.84]	0.300[7.62]
C	0.104[2.64]	0.140[3.56]
D	0.028[0.71]	0.034[0.86]

### PRODUCT FEATURES

1. FLAMMABILITY CLASSIFICATION 94V-0
2. EXTREMELY LOW  $V_F$
3. LOW STORED CHARGE
4. MAJORITY CARRIER CONDUCTION
5. LOW POWER LOSS/HIGH EFFICIENCY
6. CASE: TRANSFER MOLDED, DO-15
7. DIMENSIONS IN INCHES AND (MILLIMETERS)
8. LEADS: SOLDERABILITY PER MIL-STD-202 METHOD 208
9. WEIGHT: 0.34 GRAMS
10. RoHS COMPLIANT

## ELECTRICAL CHARACTERISTICS

### MAXIMUM RATINGS ( $T_A = 25^\circ\text{C}$ UNLESS OTHERWISE NOTED) AND ELECTRICAL CHARACTERISTICS

RATING	SYMBOL		UNITS
MAXIMUM AVERAGE FORWARD RECTIFIED CURRENT, SEE FIG.1	$I_o$	2.0	A
PEAK FORWARD SURGE CURRENT, 8.3ms SINGLE HALF SINE-WAVE SUPERIMPOSED ON RATED LOAD	$I_{FSM}$	50	A
TYPICAL THERMAL RESISTANCE (NOTE 2)	$R\theta_{ja}$	40	$^\circ\text{C/W}$
STORAGE TEMPERATURE RANGE	$T_{STG}$	- 55 TO +150	$^\circ\text{C}$
OPERATING TEMPERATURE RANGE	$T_{OP}$	- 55 TO +150	$^\circ\text{C}$
MAXIMUM REVERSE CURRENT AT $25^\circ\text{C}$	$I_R$	0.5	mA
MAXIMUM REVERSE CURRENT AT $100^\circ\text{C}$	$I_R$	20	mA

PART NUMBER	MAX RECURRENT PK REVERSE VOLTAGE/DC BLOCKING $V_{RRM}/V_R$ (V)	MAX $V_{RMS}$ (V)	TYPICAL JUNCTION CAPACITANCE $C_J$ (pF) <sup>1</sup>	MAXIMUM FORWARD VOLTAGE $V_F$ (V) <sup>4</sup>
SB2150	150	28	110	0.90
SB2200	200	70	110	0.92

- NOTE :
1. MEASURED AT 1MHz WITH APPLIED REVERSE VOLTAGE OF 4V.
  2. BOTH LEADS ATTACHED TO HEAT SINK 20x20x1T (mm) COPPER PLATE AT LEAD LENGTH 5mm.
  3. CURRENT RATING IS BASED ON SINGLE PHASE, 1/2 WAVE, 60HZ, RESISTIVE, OR INDUCTIVE LOAD. FOR CAPACITIVE LOAD, DERATE CURRENT BY 20%.
  4. MEASURED AT  $I_o$  DC.

## RATINGS AND CHARACTERISTIC CURVES

FIG. 1 - FORWARD CURRENT DERATING CURVE

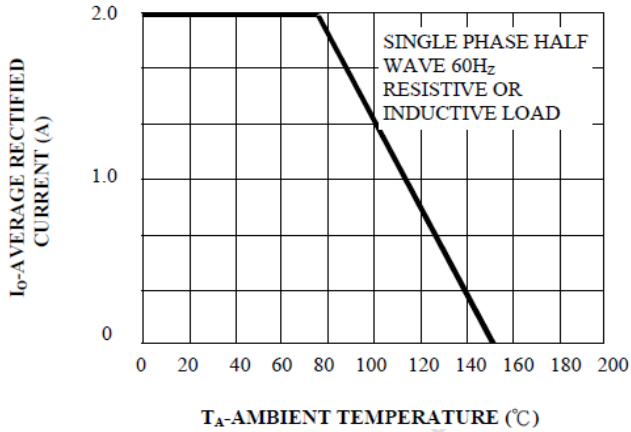


FIG. 2 - TYPICAL INSTANTANEOUS FORWARD CHARACTERISTICS

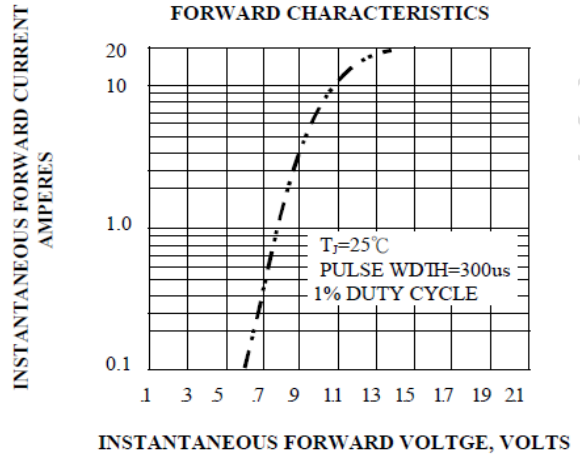


FIG. 3 - TYPICAL REVERSE CHARACTERISTICS

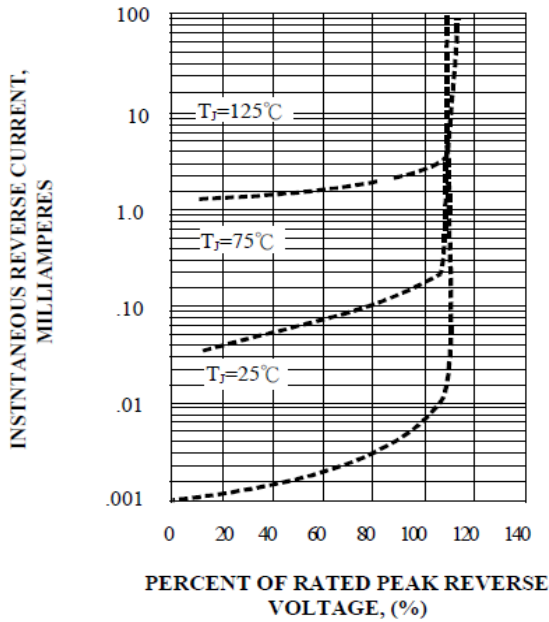


FIG. 4 - MAXIMUM NON-REPETITIVE SURGE CURRENT

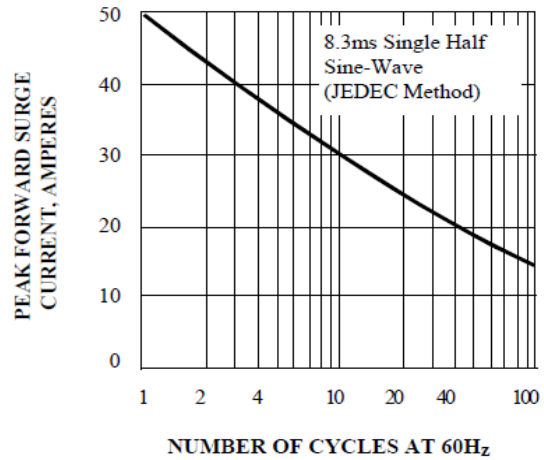


FIG. 5 - TYPICAL JUNCTION CAPACITANCE

