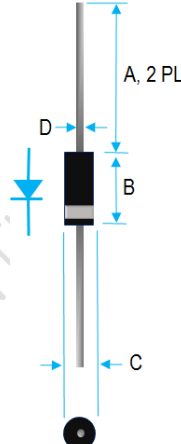


HIGH VOLTAGE MICROWAVE OVEN RECTIFIER



Dim.	Value Inch[mm]	
	Min.	Max.
A	0.866[22.00]	---
B	0.787[19.99]	0.866[22.00]
C	0.267[6.78]	0.295[7.49]
D	0.048[1.22]	0.052[1.32]

PRODUCT FEATURES

1. FLAMMABILITY CLASSIFICATION: 94V-0
2. TYPICAL I_R LESS THAN 1uA
3. LOW FORWARD VOLTAGE DROP
4. HIGH SURGE CURRENT CAPABILITY
5. CASE: HV03 TRANSFER MOLDED
6. DIMENSIONS IN INCHES AND (MILLIMETERS)
7. POLARITY: INDICATED BY CATHODE BAND
8. WEIGHT: 2.8 GRAMS
9. LEADS: SOLDERABILITY PER MIL-STD-202 METHOD 208
10. PULLING TEST: 2.3 KG
11. RoHS

MAXIMUM RATINGS AND ELECTRICAL CHARACTERISTICS RATINGS AT 25°C AMBIENT TEMPERATURE UNLESS OTHERWISE SPECIFIED STORAGE AND OPERATING TEMPERATURE RANGE -40°C TO +130°C. SINGLE PHASE, HALF WAVE, 60 HZ, RESISTIVE OR INDUCTIVE LOAD. FOR CAPACITIVE LOAD, DERATE CURRENT BY 20%.

RATINGS	SYMBOL	VALUE	UNITS
MAXIMUM AVERAGE FORWARD RECTIFIED CURRENT @ TL=55°C	I_o	0.35	A
PEAK FWD SURGE CURRENT, 8.3ms HALF SINE-WAVE SUPERIMPOSED ON RATED LOAD	I_{FSM}	30	A
MAXIMUM REVERSE CURRENT @ 25°C, VDC	I_R	5	uA

1. MAXIMUM FORWARD VOLTAGE @ I_o

PART NUMBER	MAX RECURRENT PK REV VOLTAGE V_{RRM} (V)	MAX RMS VOLTAGE V_{RMS} (V)	MAX DC BLOCKING VOLTAGE V_{DC} (V)	MAX FWD VOLTAGE V_F (V)
HV03-08	8000	5600	8000	10
HV03-09	9000	6300	9000	10
HV03-10	10000	7000	10000	10
HV03-12	12000	8400	12000	12
HV03-14	14000	9800	14000	15
HV03-15	15000	10500	15000	15
HV03-16	16000	11200	16000	15



RATING AND CHARACTERISTIC CURVES

FIG. 1-FORWARD CURRENT DERATING CURVE

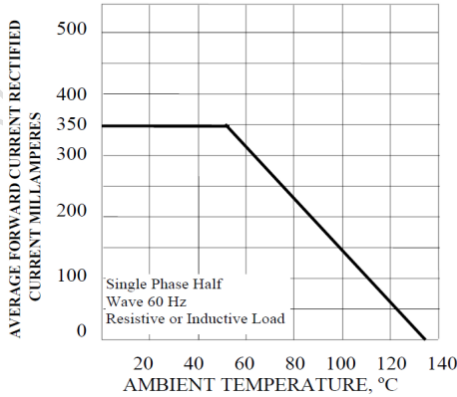


FIG. 2-MAXIMUM NON-REPETITIVE PEAK FORWARD SURGE RATING

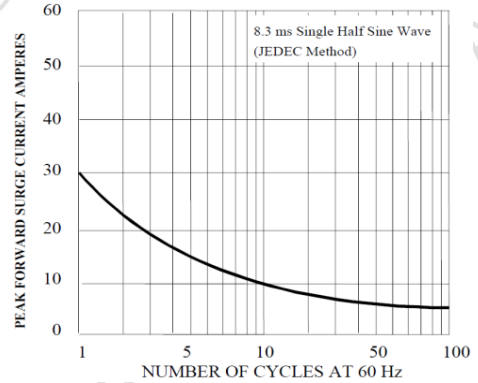


FIG. 3-TYPICAL REVERSE CHARACTERISTICS

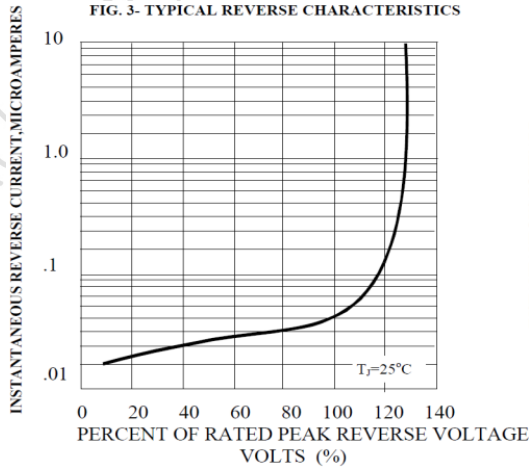


FIG. 4-TYPICAL INSTANTANEOUS FORWARD CHARACTERISTICS

